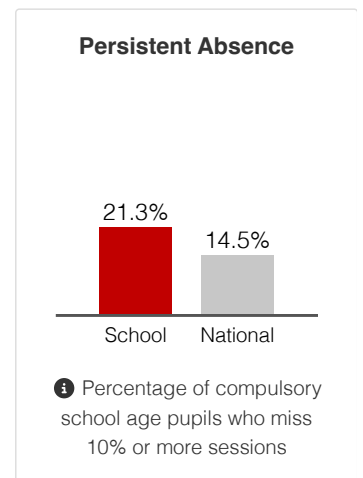
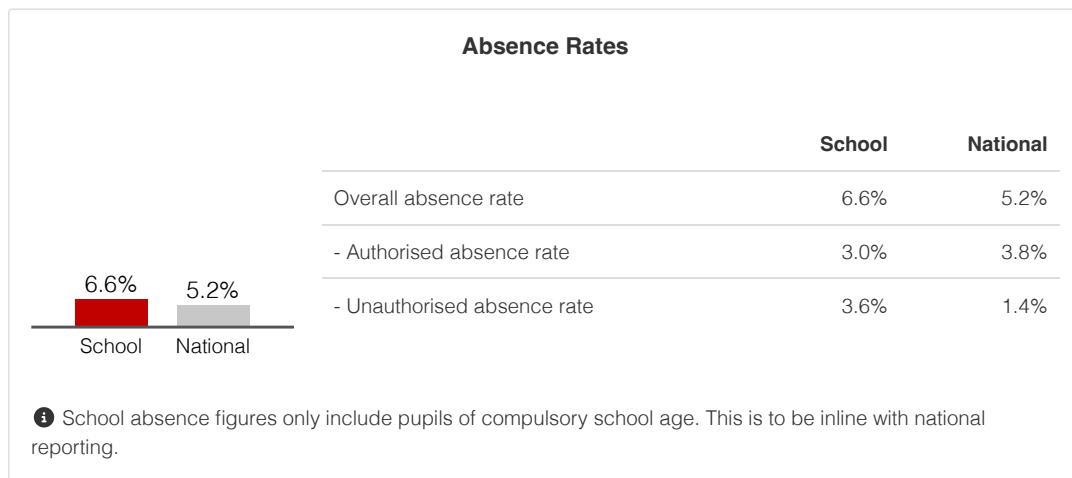
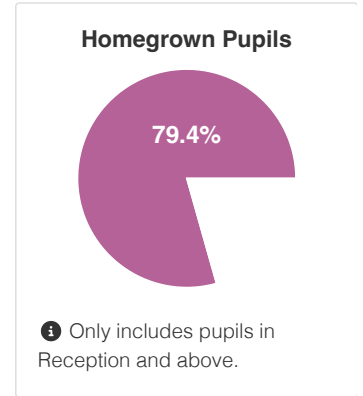
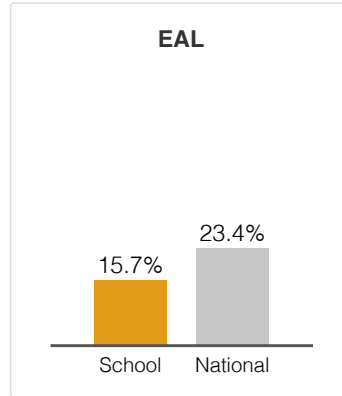
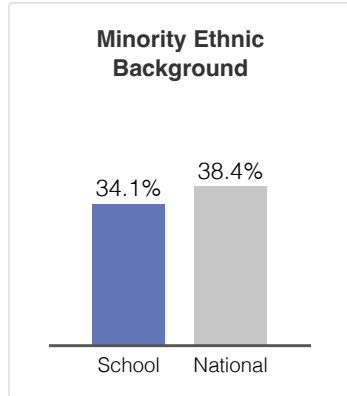
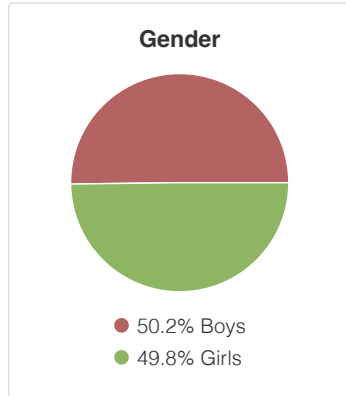


Demographics of Highbank Primary and Nursery School

2025-2026: 255 Pupils



Year Groups

	Pupils	Boys	Girls	EAL	Summer Born	Free School Meals	SEN Support	EHC Plan	Absence Rate
Nursery 1	7	3	4	2	0	0	0	0	1.5%
Nursery 2	20	11	9	5	10	0	3	0	20.2%
Reception	26	12	14	3	12	3	3	0	10.5%
Year 1	30	14	16	5	13	9	4	2	7.3%
Year 2	30	14	16	2	12	11	3	2	5.8%
Year 3	40	22	18	5	17	23	5	3	5.7%
Year 4	37	22	15	5	17	24	8	0	7.6%
Year 5	35	16	19	8	10	17	2	3	6.5%
Year 6	30	14	16	5	10	20	3	1	6.6%

Ethnicities

	# Pupils	% Pupils
White - British	168	65.9%
Black - African	21	8.2%
White and Black Caribbean	17	6.7%
NOBT	9	3.5%
Any Other Ethnic Group	6	2.4%
White and Asian	6	2.4%
White and Black African	6	2.4%
Indian	5	2.0%
Any Other Mixed Background	4	1.6%
Any Other White Background	4	1.6%
Black Caribbean	4	1.6%
Pakistani		
Any Other Asian Background		
Any Other Black Background		

SEND Specific Needs

	# Pupils	% Pupils
Social, Emotional and Mental Health	17	6.7%
Autistic Spectrum Disorder	15	5.9%
Speech, Language and Communication Needs	7	2.7%
Physical Disability		
Specific Learning Difficulty		
Down Syndrome		
Moderate Learning Difficulty		
Multi-Sensory Impairment		
SEN support but no specialist assessment of type of need		